

KOMATSU

PC5500-6 Loading Shovel PC5500-6 Backhoe

ENGINE POWER

2 x 940 kW / 1260 HP @ 1800 rpm

OPERATING WEIGHT

533 – 552 ton / 1,175,200 – 1,217,100 lb

SHOVEL CAPACITY

29 m³ 38 yd³ SAE 2:1 heaped

BACKHOE CAPACITY

29 m³ 38 yd³ SAE 1:1 heaped

PC
5500

HYDRAULIC EXCAVATOR



WALK-AROUND



Quality in Manufacturing

Commitment to „Quality and Reliability“

- Quality management ISO 9001
- Environmental management ISO 14001
- Occupational health and safety management system BS OHSAS 18001:2007
- High consistent quality through continuous investment in personnel, design and manufacturing systems and processes

Powerful Diesel Engine

Two Komatsu SDA12V159E-2 Tier 2 engines

- Rated (each) 940 kW (1260 HP) at 1800 rpm
- Electronic engine management
- Low engine emission levels Tier 2 certificated
- Time saving Engine Oil Management System; Centinel, Engine Reserve Oil Supply and Eliminator Oil Filter System

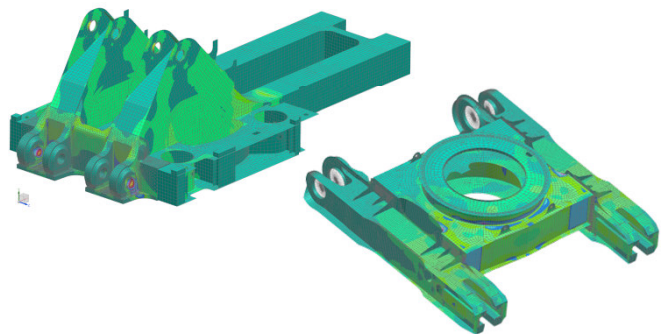
Reliability and Durability

Long life and low operating cost by design

- Robust structural design developed from field experience and finite element analysis

Undercarriage

- Large diameter rollers, idlers and sprockets
- Large surface area and extensive precision hardening of all engaging components reduce track wear
- Hardened track link pin bores



Access and Egress

- 45° primary access and egress stairways
- 45° access swing stairway
- 2 emergency egresses
 - cab and machinery house
 - (two pieces flip down solid anti slip steel ladder)
- Illuminated accesses and egresses

Productivity

Designed for more tons per hour

- Powerful digging forces
- Ease of bucket filling
- Proven attachment design
- All cylinders mounted in the shadow of the attachment for protection
- Various buckets and wear packages to suit all material densities and properties

MATCHES

150 to 320 U.S. ton TRUCKS

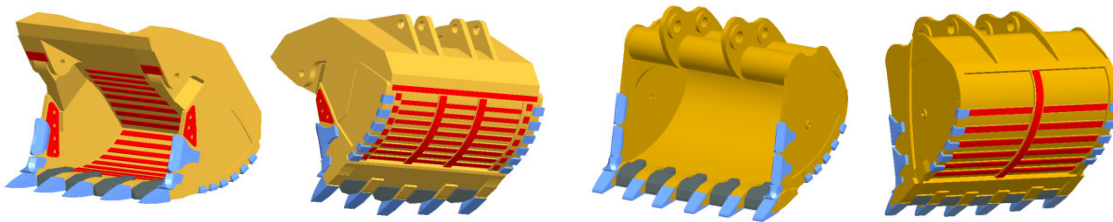
OPERATING WEIGHT

Shovel 533-546 ton
1,175,300-1,203,900 lb

Backhoe 538-552 ton
1,186,300-1,217,200 lb

BUCKET CAPACITY

Shovel 29 m³ 38 yd³
Backhoe 29 m³ 38 yd³



Advanced Hydraulics

Extended reliability and precise control

- Comprehensive monitored filtration
- Simple open circuit hydraulic system with high efficiency swing out oil coolers

Large Comfortable Cab

Comfortable for the whole day

- Komatsu low noise cab on multiple viscous mounts for reduced noise and vibration
- Large volume cab with full height front window
- Comprehensive climate control with pressurised filtered air ventilation and air conditioning
- High specification multi-adjustable air suspension seat plus trainer seat
- Well elevated operator position giving good all round view
- Large wash wiper covers windshield area for excellent visibility

Easy and Safe Maintenance

Simple, common-sense design provides easy access to all major components

- Generous access to all major service points from machinery house floor level
- Enclosed, walk-in machinery house with partition wall separating engine from pump area
- Automatic central lubrication
- KOMTRAX Plus electronic monitoring system providing real time information about the operating status of the machine
- Ground-level access to hydraulically powered swing down service arm with Wiggins connections
- Acknowledges EMESRT design philosophies

SPECIFICATIONS



DIESEL DRIVE

Tier 2 engine:

Model 2 x Komatsu SDA12V159E-2
Type 4-cycle, water-cooled, direct injection
Aspiration Turbocharged and aftercooled
Number of cylinders 12
Rated power 2 x 940 kW 1260 HP @ 1800 rpm
(SAE 1995/J1349)

Governor All-speed, electronic
The integrated engine oil and filter system combining the oil stabilising systems, Reserve and Centinel, with Eliminator oil filter extends the oil change interval up to 4.000 hours based on oil analysis. The high capacity Mesabi engine radiators are cooled by a hydraulically driven fan for superior cooling efficiency.



ELECTRIC SYSTEM (Diesel Version)

System 24 V
Batteries (series/parallel) 8 x 12 V
Alternator 2 x 140 A
Standard working lights 14 LED lights
Standard service lights throughout the platform



UNDERCARRIAGE

Undercarriage consists of one centre carbody and two track frames, each side attached by high torque bolts

Centre frame H-type
Track frame Steel box-section



CRAWLER ASSEMBLY

Track adjustment Automatic hydraulic type
Number of track shoes 46 each side
Number of top rollers 3 each side
Number of bottom rollers 7 each side



TRAVEL AND BRAKE SYSTEMS

Travel control 2 foot pedals
Gradeability Up to 50 %
Travel speed (maximum) 2,1 km/h 1.4 mph
Service brake Hydraulic brake
Parking brake Wet, multiple-disc



SWING SYSTEM

Hydraulic motors and drives 2
Swing brake, service Hydraulic brake
Swing brake, parking Wet, multiple-disc
Swing ring teeth External
Swing speed (maximum) 3,1 rpm



ELECTRIC DRIVE

Type 2 x Squirrel cage induction motor
Power Output 2 x 900 kW
Voltage 6.000 – 7.200 V*
Amperage (approximate) 2 x 96 A - 2 x 80 A
Frequency standard 60 Hz @ 1800 rpm
Frequency option 50 Hz @ 1500 rpm
* Other voltages available on request



ELECTRIC SYSTEM (Electric Version)

System 24 V
Batteries (series/parallel) 4 x 12 V
Standard working lights 14 LED lights
Standard service lights throughout the platform



HYDRAULIC SYSTEM

The power train consists of two main drives. Each of the two gearboxes drives three identical pumps which draw hydraulic oil from an unpressurised hydraulic tank. Open circuit hydraulics provide maximum cooling and filtering efficiency.

Rated flow (total output) 4.200 ltr/min / 1,110 gpm
Relief valve setting 310 bar / 4,495 psi
Swing flow rate 700 ltr/min / 185 gpm
High pressure in line filters 200 microns
one per pump located at the valve blocks
Full flow return line filters (5 elements) 10 microns
at head of hydraulic tank

Case drain/by-pass return line filters 3 microns
The four-circuit system features a load-limiting governor with oil delivery summation to the working circuits and incorporates pressure cut-off control. Hydropilot prioritises hydraulic flow giving smooth hydraulic response, simple hydraulic system layout, and a reduced number of components. The hydraulic system includes large swing-out vertical air-to-oil hydraulic coolers with temperature-regulated hydraulically driven fans.



AUTOMATIC CENTRALISED LUBRICATION

Three hydraulically powered Lincoln single line automatic lubrication systems are provided as standard, complete with time and volume variable controls. The two central lubrication circuits and open gear grease circuit are supplied by identical pump assemblies from refillable containers which have a capacity of 3 x 300 litres (3 x 80 gal). Replenishment of the containers is through the Wiggins connections on the service arm.



SERVICE CAPACITIES

Hydraulic oil tank 3.715 ltr / 982 U.S. gal
Hydraulic system 6.000 ltr / 1,585 U.S. gal
Fuel 10.355 ltr / 2,736 U.S. gal
Engine coolant 2 x 360 ltr / 95 U.S. gal
Engine oil 2 x 190 ltr / 50 U.S. gal
Reserve engine oil make up tank 2 x 500 ltr / 132 U.S. gal



OPERATOR CAB

The large and comfortable cab is mounted on 18 viscous damping pads and sound insulated. The cab has automatic climate control and is pressurised. The operator's seat is air suspended, electrically heated and has a lap seat belt and offers multiple adjustments. The trainer seat is also equipped with a seat belt. Low-effort joystick controls are electro-hydraulic with foot controls for front shovel clam, crawler and swing brake. Full instrumentation, KOMTRAX Plus and an AM/FM radio with MP3 ready CD player with AUX in is fitted. The windshield wash wiper has two speeds and intermittent operation. Amenities include a refrigerator and storage cabinets. Powered and heated mirrors are adjusted from inside the cab. External metal sun blinds on the cab side window and internal roller blinds on all windows are standard. The left hand window is an emergency exit. All windows are tinted parsol green. The front window is a 19mm thick impact resistant window. A walkway is mounted in front of cabin.

Major cab engineering standards are:

- ISO 3449 Falling Objects Protection Structure (FOPS)
- ISO 6396 Noise in operator's cab is max. 75 dB(A)
- ISO 2631-1 Whole body vibration and shock below 0,5 m/s²
- ISO 5349-1 Hand-lever vibration lower than 2,5 m/s²
- ISO 10263-4 Heating and air conditioning second heater or air conditioner as option



KOMTRAX PLUS HEALTH MONITORING SYSTEM

KOMTRAX Plus is designed for Komatsu mining equipment to provide real time information about the operating status of the machine via a coloured display. The integrated digital storage provides a full event history and trend data, which can be downloaded by laptop. Optionally available are W-LAN or Orbcomm satellite transmission (check for availability in your territory).



OPERATING WEIGHTS (APPROXIMATE)

PC 5500 Backhoe:

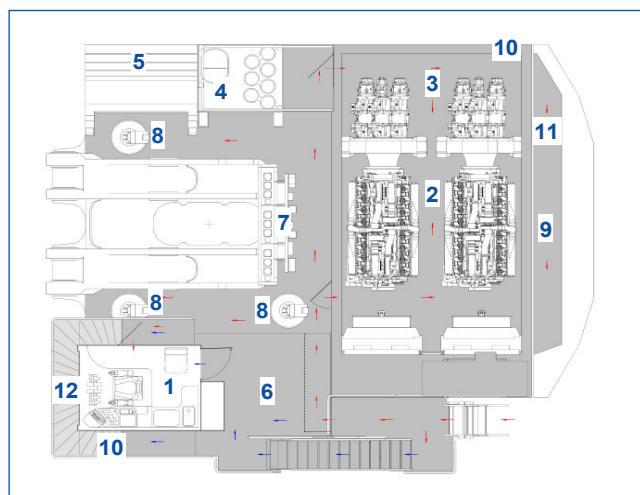
Operating weight including 11.000 mm 36'1" boom, 5.100 mm 16'9" stick, 29 m³ (38 yd³) backhoe bucket, operator, lubricant, coolant, 1/3 fuel and standard equipment.

Shoe Width	Operating Weight	Ground Pressure
1.350 mm 53"	538 t 1,186,300 lb	23,8 N/cm ² 34.5 psi
1.800 mm 71"	552 t 1,217,200 lb	18,3 N/cm ² 26.5 psi

PC 5500 Front Shovel:

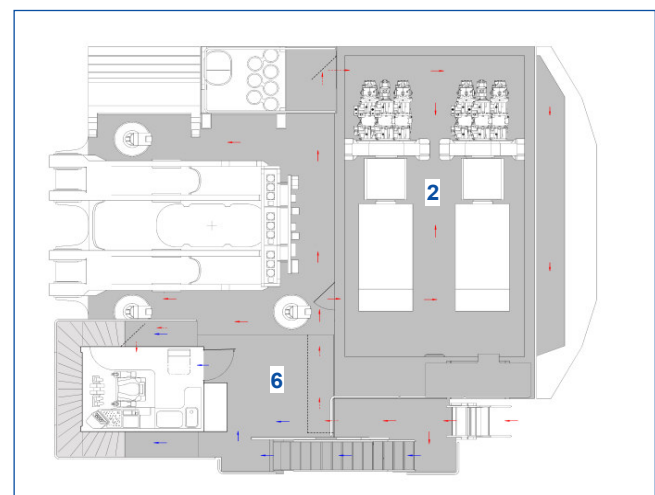
Operating weight including 7.600 mm 24'1" boom, 5.600 mm 18'4" stick, 29 m³ (38 yd³) shovel bucket, operator, lubricant, coolant, 1/3 fuel and standard equipment.

Shoe Width	Operating Weight	Ground Pressure
1.350 mm 53"	533 t 1,175,300 lb	23,5 N/cm ² 34.0 psi
1.800 mm 71"	546 t 1,203,900 lb	18,1 N/cm ² 26.2 psi



Diesel Drive

- | | |
|---------------------|--|
| 1 Cab | 7 Valve Blocks |
| 2 Diesel Engines | 8 Swing Motors |
| 3 Hydraulic Pumps | 9 Counterweight |
| 4 Hydraulic Tank | 10 Emergency swing ladder egress |
| 5 Hydraulic Coolers | 11 Emergency access out of machinery house |
| 6 Fuel Tank | 12 See-through Cat Walk |



Variation for Electric Drive Version

- | |
|---------------------------------|
| 2 Electric Motors |
| 6 High Voltage Electric Cabinet |

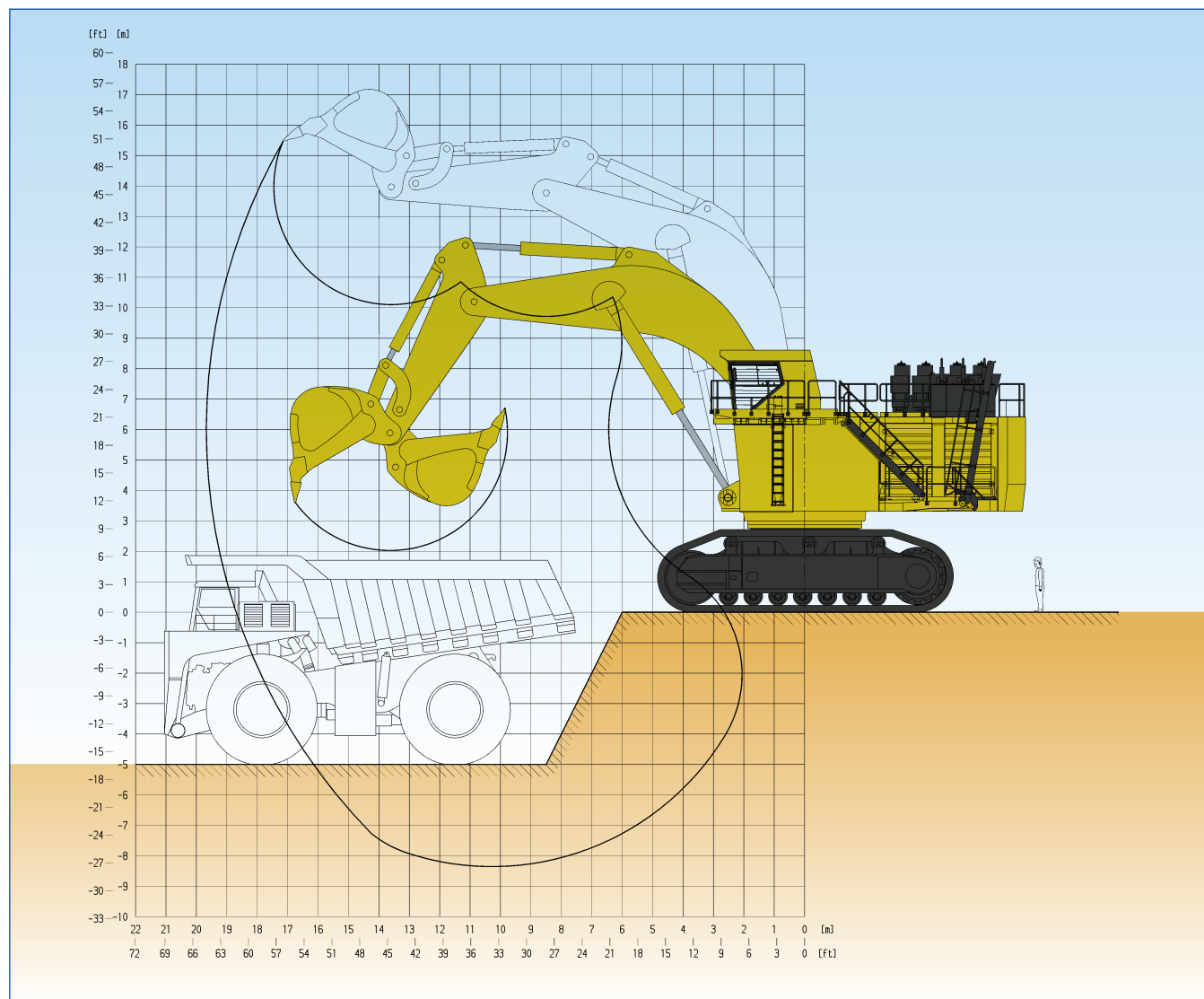
Walkways Lower-Level
 Upper-Level

PC5500-6 HYDRAULIC EXCAVATOR

PRODUCTIVITY-FEATURES



BACKHOE ATTACHMENT



Boom length	11.000 mm	36'1"
Stick length	5.100 mm	16'9"
Break-out force (ISO)	1.516 kN	340,750 lb
Tear-out force (ISO)	1.326 kN	298,050 lb

Max. digging height	15.500 mm	50'10"
Max. dumping height	10.100 mm	33'2"
Max. digging depth	8.300 mm	27'3"
Max. digging reach	19.800 mm	64'12"
Max. digging reach at ground level	18.700 mm	61'4"

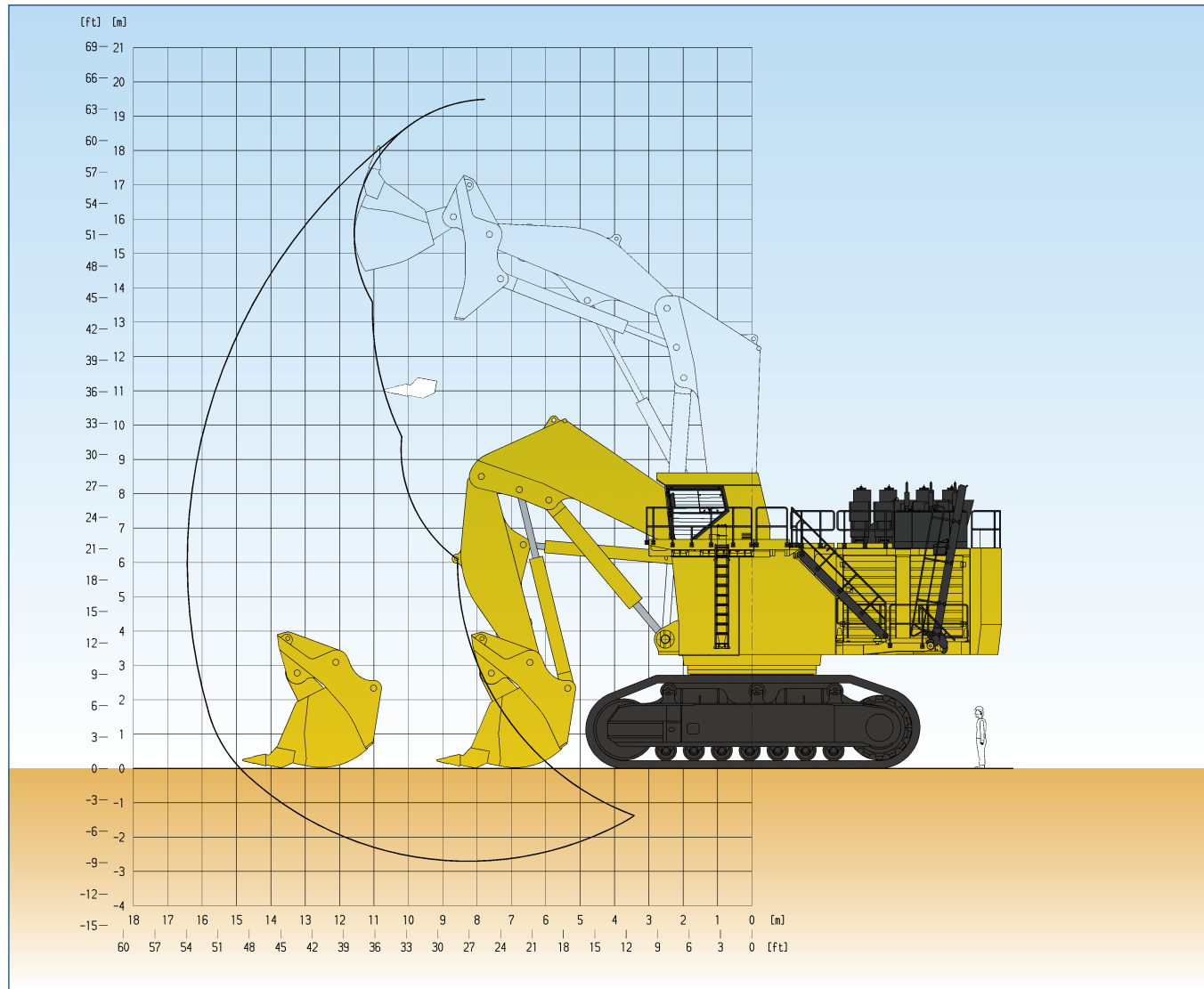
Bucket Capacity (Heaped 1:1) SAE		Width		Teeth	Wear Package acc. abrasiveness	GET System	Max. Material Density (Loose)	
cum	cuyd	mm	foot/inch	qty			t/cum	lb/cuyd
26,0	34.0	4.380	14'4"	5	heavy	Hensley XS 640 *	2,0	3,400
29,0	38.0	4.380	14'4"	5	standard	Hensley XS 640 *	1,8	3,000

Alternative buckets on request

*other systems on request



FRONT SHOVEL ATTACHMENT



Boom length	7.600 mm	24'11"
Stick length	5.600 mm	18'4"
Break-out force (ISO)	1.870 kN	420,320 lb
Crowd force (ISO)	1.850 kN	415,830 lb

Max. cutting height	19.500 mm	63'12"
Max. dumping height	13.300 mm	43'8"
Max. digging depth	2.700 mm	8'10"
Max. digging reach	16.500 mm	54'2"
Level crowd at ground level	5.600 mm	18'5"
Bucket opening width	2.700 mm	8'10"

Bucket Capacity (Heaped 1:2) SAE		Width		Teeth	Wear Package acc. abrasiveness	GET System	Max. Material Density (Loose)	
cum	cuyd	mm	foot/inch	qty			t/cum	lb/cuyd
21,0	27.5	4.410	14'6"	5	heavy	Hensley XS 640 *	2,6	4,400
26,0	34.0	4.570	14'12"	6	heavy	Hensley XS 640 *	2,0	3,400
29,0	38.0	4.570	14'12"	6	standard	Hensley XS 640 *	1,8	3,000

Alternative buckets on request

*other systems on request



STANDARD EQUIPMENT

HYDRAULIC MINING SHOVEL

FRONT SHOVEL ATTACHMENT

- 7,6 m 24'11" boom
- 5,6 m 18'4" stick
- Set of cylinders
- 29 m³ (38 yd³) (SAE 2:1) shovel bucket incl. standard wear package with hammerless GET system

OR

BACKHOE ATTACHMENT

- 11,0 m 36'1" boom
- 5,1 m 16'9" stick
- Set of cylinders
- 29 m³ (38 yd³) (SAE 1:1) bucket incl. standard wear package with hammerless GET system

CRAWLER UNDERCARRIAGE

- Heavy-duty shovel type undercarriage
- Centre carbody
- 2 heavy box-type track frames
- 7 bottom rollers and 3 top rollers each side
- 1350 mm 53" cast steel track shoes
- Hydraulic track adjustment and parking brake
- Drive gear box protection

SUPERSTRUCTURE

- Main frame mounted over an externally toothed swing circle carries the drive module
- 2 x Komatsu SDA12V159E-2 Tier 2 diesel engines
- Oil and fuel reservoirs
- Hydraulic components
- Counterweight

LIGHTING

- 14 LED high performance working lights
- Service lights throughout the platform

OPERATOR CAB

- Enclosed steel cab mounted on viscous pads
- FOPS according ISO 3449
- Air-conditioning unit Süttrak
- Full suspension operator seat with belt
- Trainer seat with belt
- Controls ergonomic
- KOMTRAX Plus (Monitoring System)
- Joysticks are electro-hydraulic
- 1 large parallel windshield wash wiper
- AM-FM radio with MP3 ready CD player
- Internal and external sun blinds
- All windows tinted parsol green
- Impact resistant front window (19mm)
- Walkway in front of cab

LUBRICATION AND SERVICE

- LINCOLN central lubrication for basic machine and attachment
- LINCOLN central lubrication for bucket and bucket stick assembly
- LINCOLN automatic pinion lubrication system for swing circle teeth
- WIGGINS service arm carrying fluid receiving connectors for filling of fuel, engine oil and coolant, hydraulic oil, grease, and the evacuation of coolant, hydraulic and engine oils

ACCESSORIES INCLUDED

- Acoustic travel alarm
- Hydraulically actuated ground access ladder
- 45° primary access and egress stairway
- 45° access swing stairway (hydraulically operated)
- Electric air horn
- Engine turbo and exhaust pipe covers
- Engine oil management package (Centinel, Reserve & Eliminator systems)
- Service transfer oil pump
- Sidewalks and stairs are provided with skid-resistant plates
- Hand rails and steps on boom
- Tie off points on boom
- Engine emergency stop at ground level



OPTIONAL EQUIPMENT

ATTACHMENT/BUCKET

- Alternative buckets on request
- Boom cylinder sliding guard
- Arm cylinder sliding guard
- Bucket cylinder sliding guard (BH)

UNDERCARRIAGE

- 1.800 mm 71" track shoes
- Travel motor protection

POWER

- Electro drive various voltages
- Cable drum without cable
- Fire suppression system, Ansul (Agent LVS+Powder), diesel drive

COLD WEATHER

- Cold weather package down to -40° C (diesel and electro drive)
- Arctic weather package down to -50° C (diesel and electro drive)
- Hotstart temperature treatment for ambient temperature down to -50° C (diesel and electro drive), external power source not included

SPECIFIC HYDRAULIC OIL

- Biodegradable hydraulic oil

MISCELLANEOUS

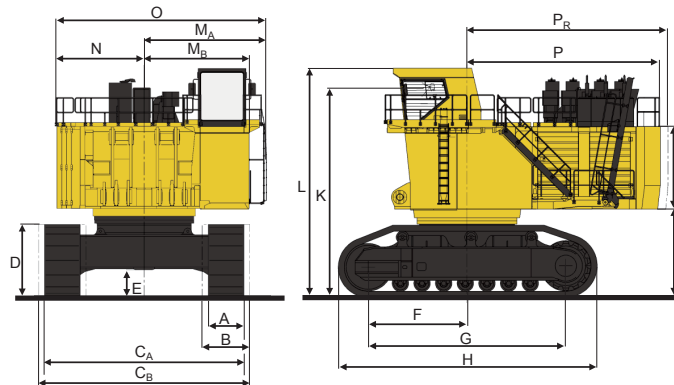
- Camera system acc. ISO5006
- Service Monitor (incl. all relevant manuals)
- Additional LED working lights
- Rotaflare warning lights
- Additional cab A/C
- Additional cab heater
- Service crane
- Special painting



DIMENSIONS

BASIC MACHINE WITH COUNTERWEIGHT

A	1350 mm	4'5"	I	3310 mm	10'10"
B	1800 mm	5'11"	J	3100 mm	10'2"
C_A	7540 mm	24'9"	K	7910 mm	25'11"
C_B	7990 mm	26'3"	L	8610 mm	28'10"
D	2715 mm	8'11"	M_A	4600 mm	15'1"
E	995 mm	3'3"	M_B	3970 mm	13'0"
F	3712 mm	12'2"	N	3300 mm	10'10"
G	7424 mm	24'4"	O	7900 mm	25'11"
H	9720 mm	31'11"	P	7260 mm	23'10"
			P_R	7500 mm	24'9"



KOMATSU

Komatsu Mining Germany GmbH

Buscherhofstrasse 10, 40599 Duesseldorf, Germany

Phone: +49(0)211 71 09-0, Fax: +49(0)211 71 58-22

info@komatsu-mining.de, www.komatsu-mining.de



QESS0556 07

© 2016 Komatsu Printed in Germany

Materials and specifications are subject to change without notice. Komatsu and KOMTRAX are registered trademarks of Komatsu Ltd., Japan / Photos may include optional equipment.